












 Model		isytech 36-13D		
Code Production		917174		
Interface : 				
				
	Overall Dimension (Width-Depth-Height) *open		mm	575x605(1005*)x820
	Packaging Dimension (WxDxH)		mm	690x670x980
	Gross weight		Kg	62
	Net weight		Kg	56
	Volume		mc	0,45
	Rack size		mm	500x500
	Max door /hood opening		mm	365
	Max glasses/plate Height		mm	325
	General construction			stratified double
	Door/hood Construction			double skin
	Tank construction			welded
	Tank volume		liter	20
	Tank heating element		W	1.400
	Tank surface strainers			Yes-composite
	Wash pump type			double flow
	Wash pump power		W	470
	Wash temperature		°C	60 (45-->70)
	Boiler type			without pressure
	Boiler volume		liter	6
	Back-flow system			break tank
	Boiler heating element		W	4.900
	Rinse booster pump			YES
	Rinse booster pump power		W	200
	Rinse temperature		°C	80 (60-->88)
	Rinse water consumption		Liter /rack	1,6
	Optimal external water pressure		bar	1 - 4
	Drain system			deep drain
	Drain filter			triple filtering
	Drain pump			standard built in
	Rinse aid dispenser			YES
	Detergent dispenser			YES
	Wash cycle		sec	60 - 90 - 180
	Special cycle		programs	n°6
	Self cleaning cycle			YES
	Electric Power		W	6.800
	Electric Connection		V - ph - Hz	400V 3N 50Hz
	Fuse		A	16
	Water softner			NO
	Plates racks		N°1	780131
	Flat Rack		N°1	780132
	Cutterly Rack		N°1	780139
	Electric cable			YES
	Drain hose			YES
	Fill hose			YES

