












	Model	EW 540E	
	Code Production	919241	
			
	Overall Dimension (Width-Depth-Height) *open	mm	436 x 535 (870*)x670
	Packaging Dimension (WxDxH)	mm	520x610x840
	Gross weight	Kg	34
	Net weight	Kg	31
	Volume	mc	0,27
	Rack size	mm	385x385
	Max door /hood opening	mm	320
	Max glasses/plate Height	mm	300
	General construction		single skin
	Door/hood Construction		double skin
	Tank construction		welded
	Tank volume	liter	8
	Tank heating element	W	600
	Tank surface strainers		no
	Wash pump type		double flow
	Wash pump power	W	200
	Wash temperature	°C	60
	Boiler type		pressurized
	Boiler volume	liter	2,6
	Back-flow system		valve
	Boiler heating element	W	2.600
	Rinse booster pump		NO
	Rinse booster pump power	W	-
	Rinse temperature	°C	65
	Rinse water consumption	Liter /rack	1,7
	Optimal external water pressure	bar	2 - 4
	Drain system		overflow
	Drain pump		optional
	Rinse aid dispenser	peristaltic	YES
	Detergent dispenser	peristaltic	optional
	Wash cycle	sec	60 - 120 - 150
	Electric Power	W	3.500
	Electric Connection	V - ph - Hz	230V 1N 50Hz
	Fuse	A	16
	Water softner		NO
	Plates racks	n°-	NO
	Flat Rack	n°2	780133
	Cutterly Rack	n°1	780139
	Support for plates	n°2	NO
	Electric cable	n°1	YES
	Drain hose	n°1	YES
	Fill hose	n°1	YES

